

Rother District Council

Report to	-	Planning Committee
Date	-	18 June 2020
Report of the	-	Executive Director
Subject	-	Planning Statistics for the Quarter January – March 2020 (including summary of planning statistics for 2020/2021)

Recommendation: It be **RESOLVED:** That the report be noted.

Head of Service: Tim Hickling

1.0 Planning Applications

1.1	Total number of planning applications Received during the quarter:	304
2.0	Total number of planning applications Determined during the quarter:	189
2.1	Percentage of applications for major developments issued within agreed timeframe	100%
2.2	Percentage of applications for minor developments issued within agreed timeframe	75%
2.3	Percentage of other planning applications issued within agreed timeframe	83%
3.0	Total number of planning applications on hand and not yet determined:	399
4.0	Planning Application Appeals	
4.1	Number of appeals on hand (no decision):	28
4.2	Number of appeals lodged:	13
4.3	Number of appeals:	
	Allowed:	4
	Allowed in part:	0
	Dismissed:	16

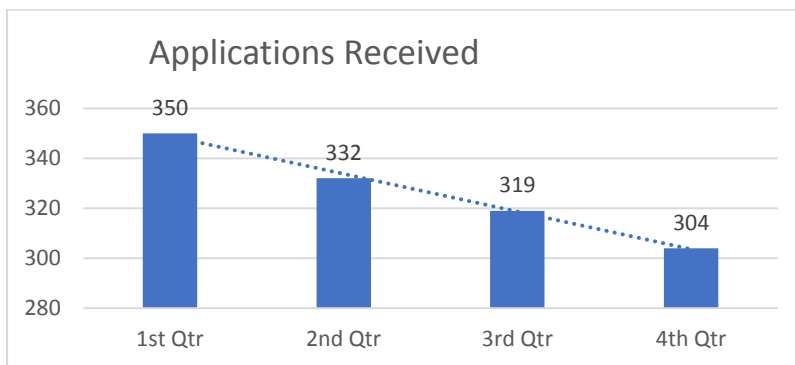
5.0 Planning Enforcement

Number of complaints received	61
Number of complaints resolved	29
Number of active complaints on hand	324

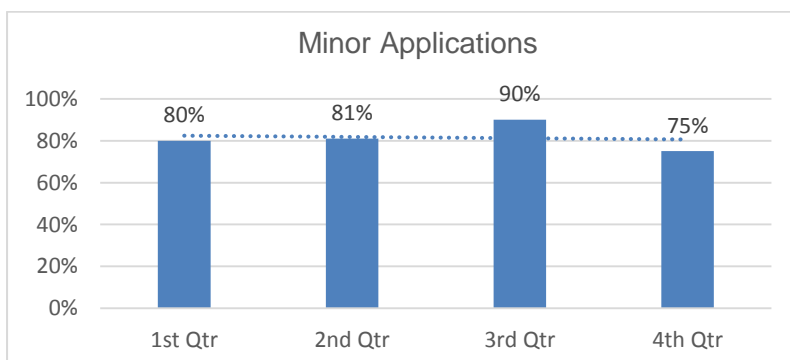
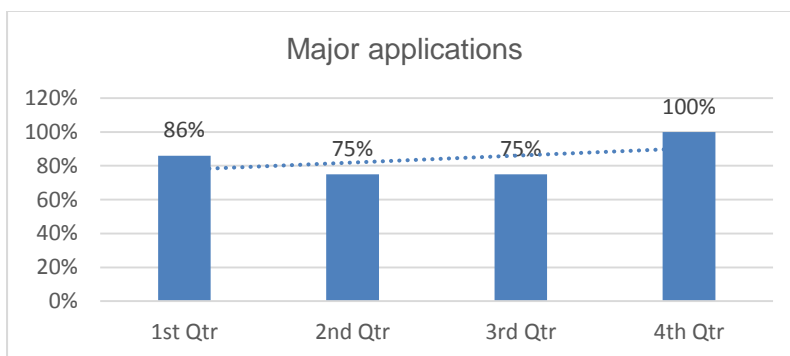
Summary of Planning Statistics 1 April 2019 – 31 March 2020

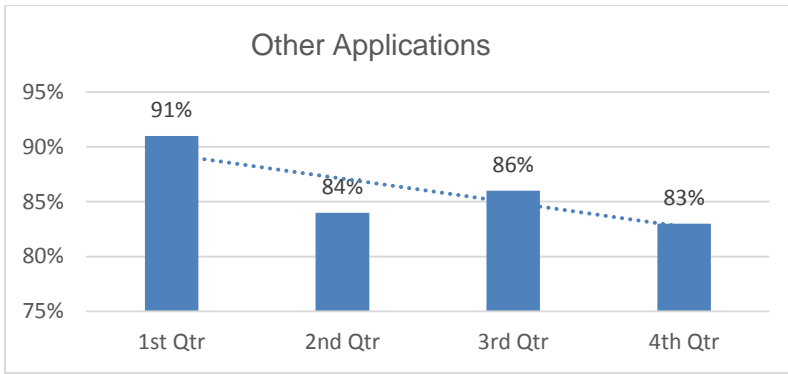
Planning Applications

Applications received:



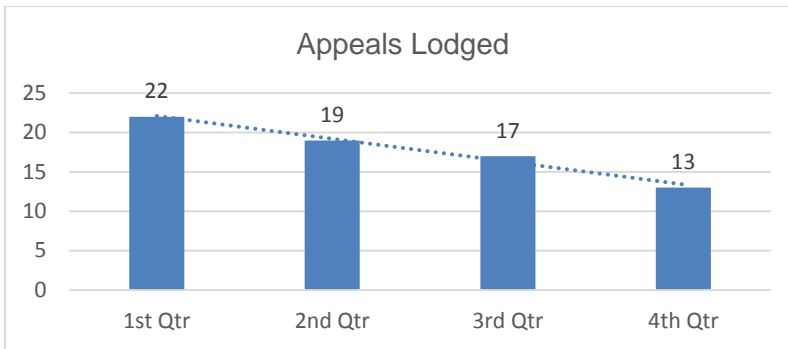
Percentage of planning applications decided within agreed timeframe



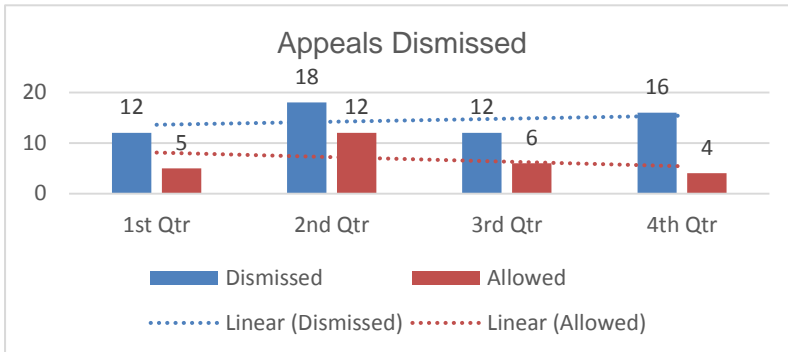


Planning Appeals

Appeals Lodged

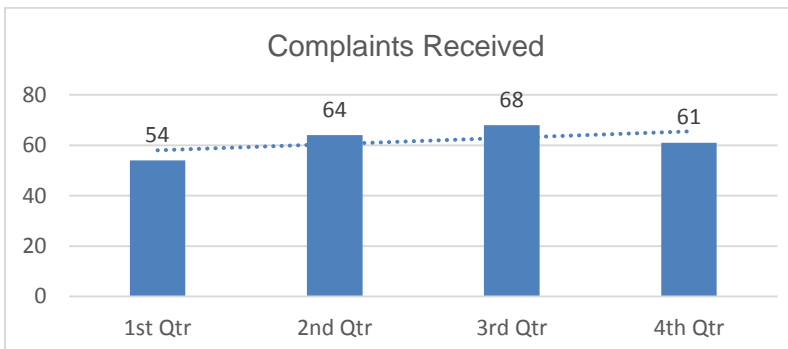


Appeals Decided

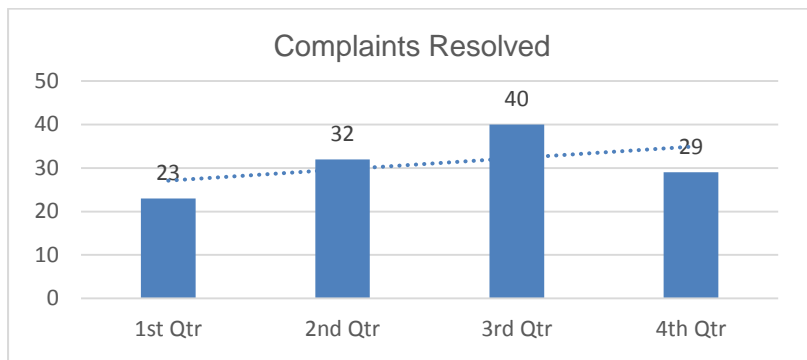


Planning Enforcement Complaints

Complaints received



Complaints resolved



Dr Anthony Leonard
Executive Director